



# RBdigital eMagazines PC user guide

**Read RBdigital eMagazines on your PC or laptop.**

**All you need is an internet connection, a library card and an email address.**

1. Open your browser and visit the Lake Mac Libraries website at:  
<https://library.lakemac.com.au>

Click on the **eCollections tab** at the top of the page, select **eMagazines**, then click the **RBdigital logo** to access the collection.

Alternatively navigate your browser to:

<https://www.rbdigital.com/lakemacquarie/service/magazines/landing>

## **New users:**

2. Click **Create New Account** at the top right of the screen. Enter your library card number and click **Next**. Fill in your account details and click **Create Account**.
3. Once your account has been created, you should be automatically signed into the collection.

## **Existing users:**

4. Login in with your existing Zinio account details by clicking on **Login** at the top right of the screen and using your email address and password details.

## Browse the catalogue, checkout and download:

5. The home screen shows all eMagazines in our collection.

Search for a specific title by typing its name in the search box, or browse the whole collection by clicking on the page numbers page by page.

Magazines are arranged in alphabetical order.

Click on **Article Search** to search for a particular article by keyword search, date range, and publication/publisher. This searches for articles from the Lake Mac Libraries magazine collection only.

The screenshot displays the Lake Mac Libraries digital gateway interface. At the top left is the logo for Lake Mac Libraries. Below it, the breadcrumb path reads "Digital Gateway > RBdigital Magazines". A search bar is highlighted with a red circle, containing the text "Search". To the right of the search bar is a button labeled "Article Search". Further right, there are filters for "Display: 12", "All Genres", and "All Languages", with the "All Languages" filter also highlighted by a red circle. Below these filters is a pagination link "[1] 2 3 4 5 6 7 Next >>". The main content area features a grid of eight eMagazine covers, each with a title and a download icon:

- 100 Decorating Ideas
- 220 Triathlon
- Aero Australia
- Aeroplane
- American Patchwork & Qui...
- Android Magazine
- Android Magazine Australia
- AppleMagazine

- Checkout a magazine by clicking on a cover title to view more information about the edition and to view back issues of the magazine.

Lake Mac Libraries

RDigital Gateway > RDigital Magazines > The Australian Women's Weekly

Search

All Genres All Languages

**The Australian Women's Weekly**  
July 01, 2017  
The Weekly is loved for its engaging features, delicious recipes and the best in beauty, fashion, homes, books and so much more.

READ NOW:  
PC, Mac & Mobile

genre: Women  
country: Australia  
language: English  
no. of issues: Monthly

**Checkout**

**Back Issues**

June 01, 2017

May 01, 2017

April 01, 2017

March 01, 2017

Show more back issues >

Click the **Checkout** button. If you haven't already logged in, you will be prompted to do so via a pop up box. Login with your Zinio email address and password and click **Log in**.

Tip: Click the plus icon below a magazine to quickly go to the checkout page.



Once your magazine has successfully checked out, you are ready to read. Click **Start Reading** at the box up box. If you wish to checkout more magazines, click on **Keep Browsing** and continue searching as in Step 5.

Success! Start reading in your browser or re-open the app and sync/refresh

**The Australian Women's Weekly**  
July 01, 2017  
READ NOW:  
PC, Mac & Mobile

genre: Women  
country: Australia  
language: English  
no. of issues: Monthly

**Start Reading**  
Stream Now on: PC, Mac & Mobile

Keep Browsing

Email me when the next issue is available.

Click the check box next to **Email me when the next issue is available** if you would like to be notified via email.

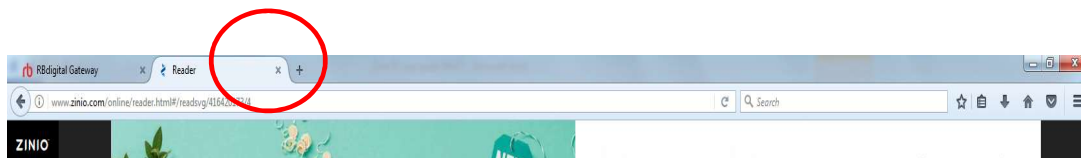
- 7. Your magazine will open in a full size screen. Click the **right arrow button** to turn the page or use your left and right arrow keys on your keyboard.

Zoom in by double clicking your mouse.

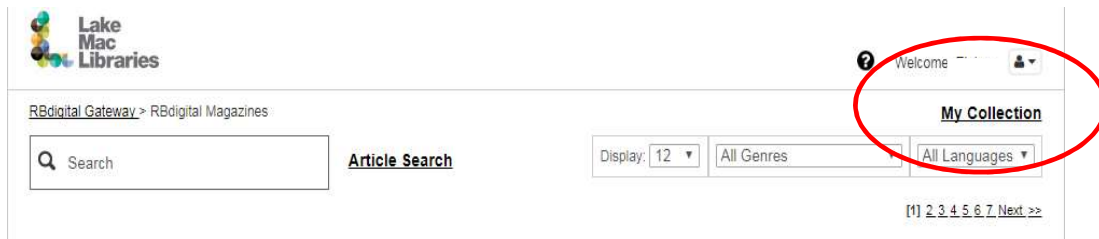
Use the menu icons on the left side of the screen the view table of contents and to click on individual page numbers to jump forward to a specified page.



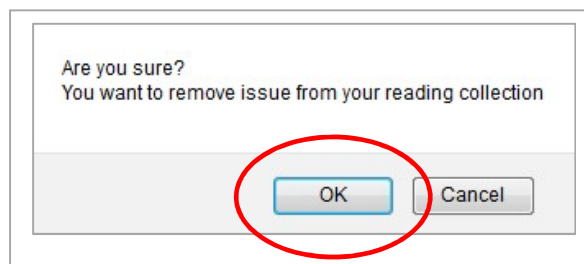
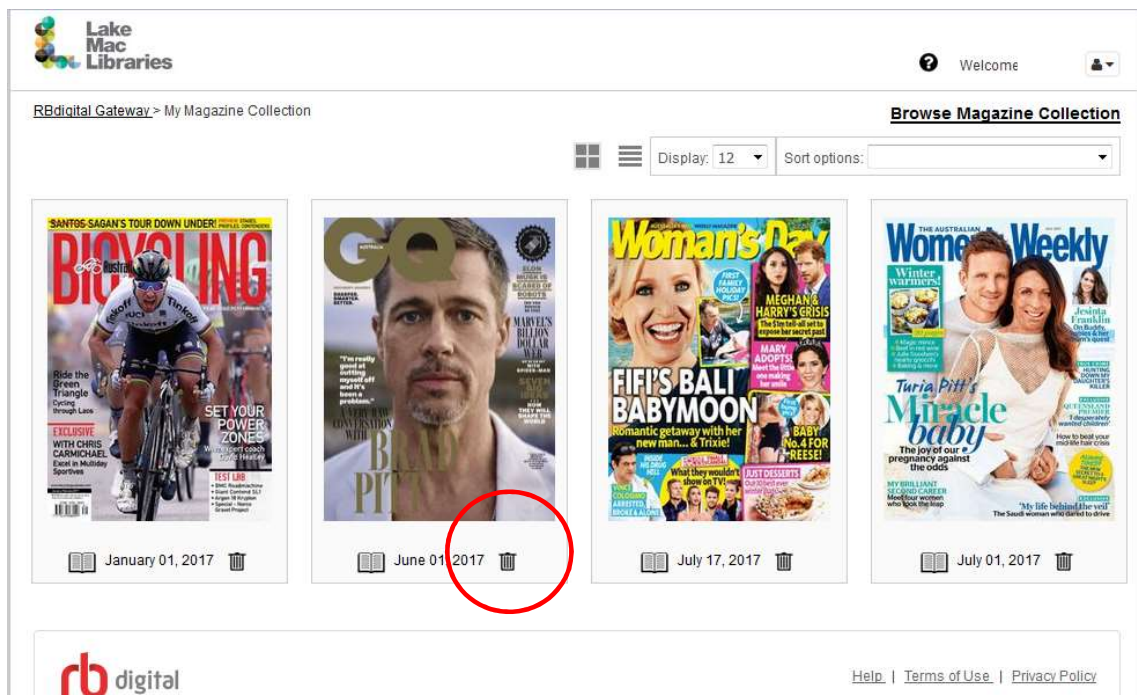
Close the reader tab when you are finished reading to return back to the RBdigital Gateway tab showing your collection page.



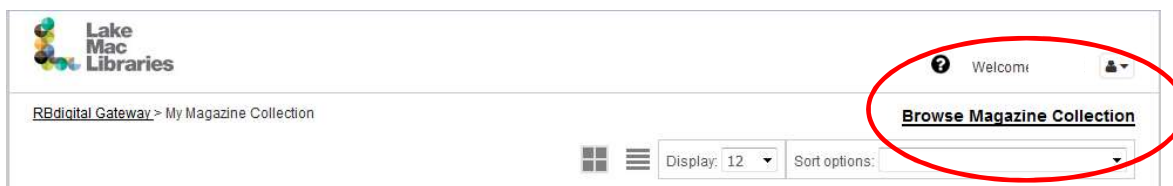
8. Click **My Collection** at the top right of the screen to view your current checked out magazines.



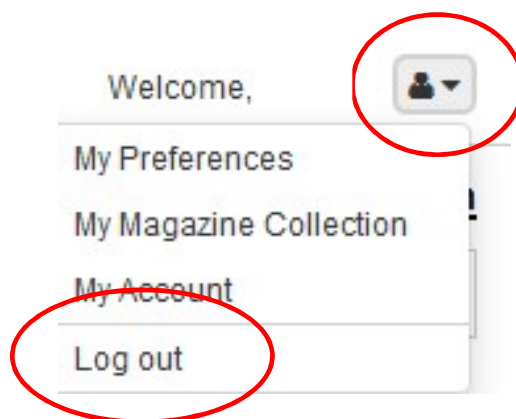
Click the **Trash can icon** beneath a magazine cover to delete the title from your collection. Click **OK** at the pop up box to confirm the deletion.



9. To continue browsing the collection, click **Browse Magazine Collection** to return to the home page.



10. When finished, log out by clicking on the **drop down box next to your name** at the top right of the screen and select **Log out**.



Ensure your email address is up to date in the **My Account** section of this menu.

Manage your email notifications for magazine issues by selecting **My Preferences**.