





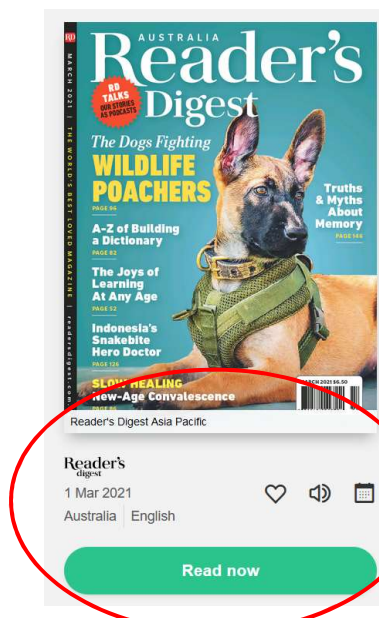
## Computer and web browser

- Navigate your web browser to the library website at [library.lakemac.com.au](http://library.lakemac.com.au)
- Click the **Explore menu** and select the **E-Library** option and select the **Pressreader** option
- Click **Sign In**, select the **Library or Group** option, search for **Lake Macquarie City Library**, sign in with your **Library card number** and **PIN** and click **Sign in**
- Scroll through the collection to browse, click **Search Publications** or search by **Country**, **Language** or **Publication type**
- Click on the **Australia** option to view Australian content only if preferred  AUSTRALIA



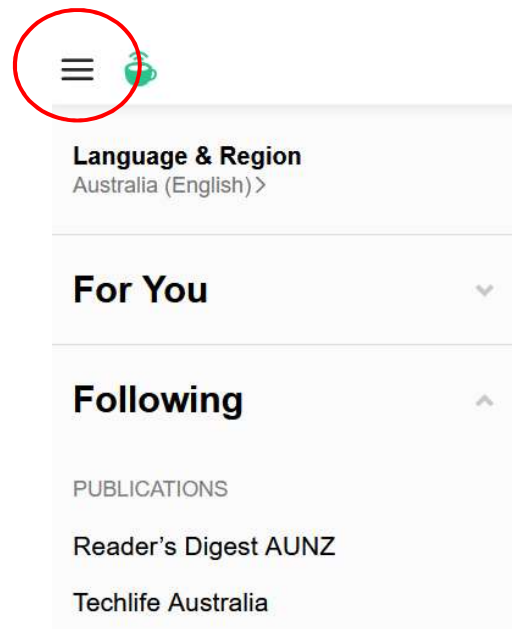
- Click on a cover title to view a summary and more information about the title
- Click **Read Now** to begin reading
- Click the  symbol on any title to add the title to your following favourites

Access and view all your preferred titles easily accessible in one place

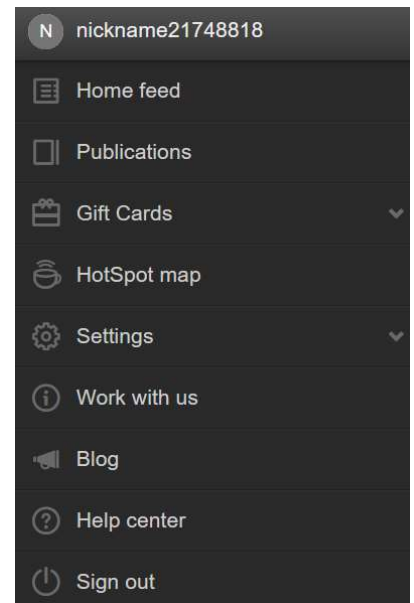


- On the main homepage, click the ☰ **main menu icon** in the top left corner of screen and under the **Following menu** option view your favourite titles

Click on the name of the title to view current and back issues of the title



- Use the **main menu icon** and click **Publications** to return to the collection homepage and to access other menu and account options



- Click on the ⋮ **menu option** in the top right hand corner of screen to access further menu options

